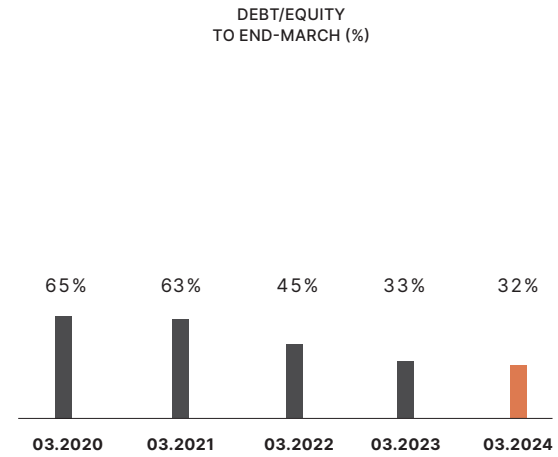
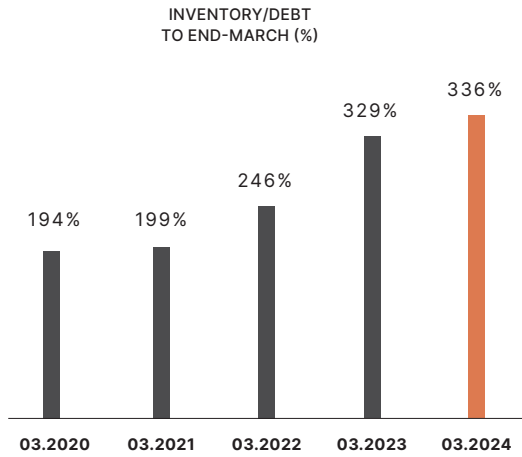
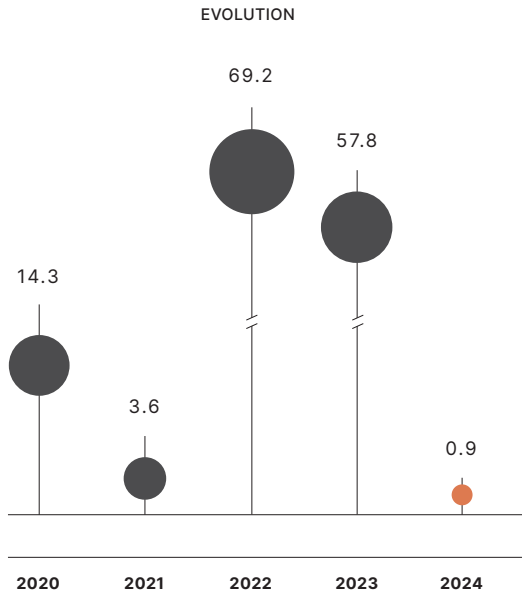


## Financial ratios

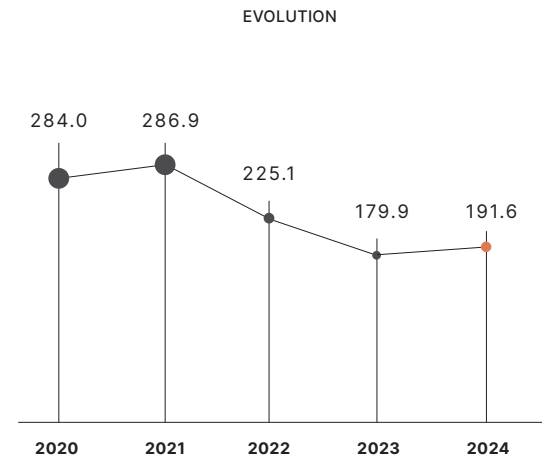


## Cash flow from operations



Laurent-Perrier Group (€ Million)

## Debt




Laurent-Perrier Group (€ Million)

## Operating account

€ Million	REAL 2023	REAL 2024	CHANGE
TURNOVER (CHAMPAGNE)	301.8	303.5	+0.5%
<b>TURNOVER (CHAMPAGNE)</b>	<b>84.9</b>	<b>95.1</b>	<b>+12%</b>
AS % OF TURNOVER (CHAMPAGNE)	28.1%	31.3%	+3.2 PTS
<b>GROUP NET INCOME</b>	<b>58.5</b>	<b>63.6</b>	<b>+8.7%</b>
AS % OF TURNOVER (CHAMPAGNE)	19.4%	20.9%	+1.5 PTS
<b>CASH FLOW FROM OPERATIONS*</b>	<b>57.8</b>	<b>0.9</b>	<b>-56.9</b>

\*Funds from operations minus net investment.

## Balance sheet summary



\*Including contingencies and loss provision and deferred tax. \*\*Net debt = financial debts - cash assets

## STOCK MARKET

Ever since it was listed on the stock exchange, Laurent-Perrier has maintained close relations with its shareholders via:

**A financial website at:**

[www.finance-groupelp.com](http://www.finance-groupelp.com) ;

**Two newsletters mailed,**

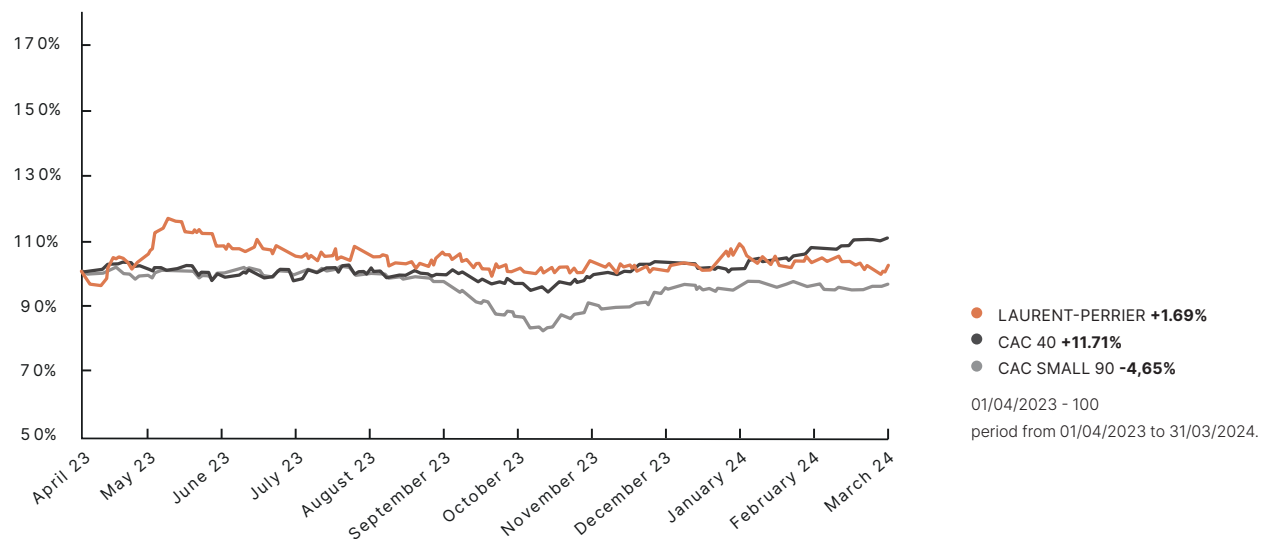
each year to all shareholders;

**A team available**

Tel.: 03 26 58 91 22.

## Laurent-Perrier share price

CAC 40 AND CAC SMALL 90



**Stock market data**

at 31<sup>st</sup> of March, 2024

**Nominal share price:** € 3.80

**Shares in circulation:** 5,945,861

**Share price as of 31<sup>st</sup> of March 2024:** € 120.50

**Market capitalization:** € 716,476,250.50

**ISIN code:** FR0006864484

**Dividend:** € 2.00 (last dividend paid in July 2023)

**Capital structure**

%

**Family:** 65.17%

**Treasury shares:** 0.47%

**Employees:** 0.68%

**Registered institutionals:** 0.27%

**Others:** 33.41%